

[®]
GILDAN



STYLE & COLOR GUIDE | USA 2024

MAKE YOUR CUSTOMERS LOOK SMART

MAKE YOURSELF LOOK EVEN SMARTER



At Gildan®, we make really smart styles. And we don't mean putting a wireless speaker in the sleeve, we mean making dependable, quality printwear at the lowest possible price.

How do we do it? We operate under a largely vertically integrated manufacturing model, which is our crafty way of saying we own and supervise the lion's share of the process. And when we say majority, we mean it. From carefully selecting and procuring the cotton we spin into yarn to packing the final box of shirts onto the delivery truck, we are in command of nearly all the steps involved. This is Gildan®, where smart operations meet honest craftsmanship.

It's why a small Gildan® 5000 will fit like a small Gildan® 5000. And not like a large onesie.

When it comes to product innovation our EZ Print Finish™ features fabric treated with enzyme biotechnology through the textile process, giving a smooth and lint-free surface for a superior finish and optimal printing results. Available in solid colors.

It's why we're able to offer so much variety. From 100% U.S. cotton to 100% polyester, from performance wear to fleece to polos, and from relaxed fits to tailored fits, we have a smart fit for any project.

Whatever your printing requirements are, Gildan® has a garment that looks smart on paper, and even smarter when it comes time to put it on.

Gildan® . Just Smart.

Gildan®, Made With Respect™ and EZ Print Finish™ are trademarks owned by Gildan Activewear SRL.

© 2024 - 2025 Gildan Activewear SRL

Gildan's Commitment to Sustainability

In a world where climate change and environmental issues are becoming increasingly important, Gildan® is taking significant steps towards reducing its impact and creating a more sustainable future.



LEARN HOW GILDAN® MAKES THEIR APPAREL WITH RESPECT.

OUR ESG COMMITMENTS

CLIMATE, ENERGY + WATER



- Reduce Scope 1 and Scope 2 GHG emissions by 30% by 2030 (compared to a 2018 base year)
- Reduce Scope 3 emissions by 13.5% by 2030 (compared to a 2019 base year)
- Reduce water intensity by 20% by 2030 (compared to a 2018 base year)

CIRCULARITY



- By 2025 source 100% sustainable cotton
- By 2027 source 30% recycled polyester or alternative fibers and yarns
- Use 75% recycled and sustainable packaging and trim materials by 2027
- Zero manufacturing waste sent to landfill by 2027.

HUMAN CAPITAL MANAGEMENT



- Achieve gender parity for the collective group of employees representing director-level and above positions by 2027.
- By 2028 obtain ISO 45001 certification for 100% of owned and operated facilities.

LONG-TERM VALUE CREATION



By 2026 allocate 1% of pre-tax earnings toward community investment initiatives.

TRANSPARENCY AND DISCLOSURE



Published our first standalone Climate Change Disclosure Report in 2022, We plan to further improve our climate-disclosures over the coming years. while further enhancing and strengthening ESG disclosure across focus areas.



50%

Gildan® accounts for 50% of U.S. grown cotton that is consumed domestically in the United States.

\$10.5M

invested in local communities (cumulative from 2018 to 2022)

32%

of energy we consume comes from renewable and low-carbon energy sources

Reporting Period is from January 1st to December 31st 2022, unless otherwise indicated. We report only on assets that we operate, unless otherwise indicated, and provide year-over-year trends where possible. All dollar figures reported are in U.S. dollars.

RECOGNITIONS + PARTNERSHIPS

Our 2022 recognitions are tributes to Gildan's standards, performance, and strength in making meaningful sustainability advancements.



Dow Jones Sustainability Index



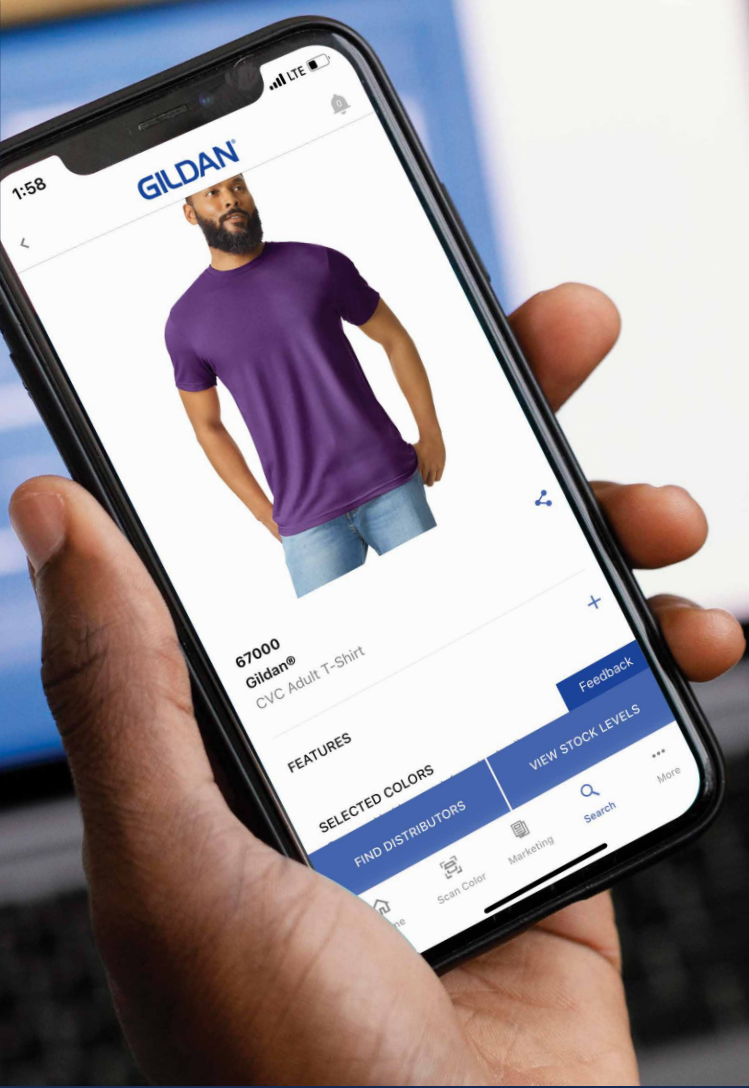
Corporate Knights' – Global 100 Most Sustainable Corporations



CDP's Leadership Band – 2022 Climate Change Disclosures



S&P Global – Sustainability Yearbook Award



REDISCOVER OUR APP

Find the colors and styles you love with the Product Locator App.

Visit gildan.com for more information.

Gildan® Product Locator App

Download the latest version of the Product Locator App to easily find your favorite styles and colors while on the go .



Stay Updated

Receive real time notifications for back in stock styles and marketing promotions.



View Styles

Search by style, brand or color to browse your favorite products.



Swatch Scan

Love the Color? Scan the swatch from the swatch card to discover the available styles.



Find Inventory

Connect with a distributor near you to find exactly what you want.

**DOWNLOAD THE
PRODUCT LOCATOR APP**



Gildan® is a registered trademark owned by Gildan Activewear SRL.
App Store® is a trademark of Apple Inc.
Google Play® is a trademark of Google LLC.

GILDAN® COLOR SWATCHES



Natural ■
2309C / 031



Vegas Gold ★
7507C / 019



Tangerine ★
2025C / 035



Coral Silk ▲
1777C / 256



Dusty Rose ▲
7605C / 3G1



Heather Sport Dark Maroon ▲
7421C / 759



NEW! Off White ■
9161C / 4DG



Yellow Haze ▲
7401C / 003



NEW! Tangerine Mist ★
1565C 1GD



Red Mist ■
1797C / 2G7



Heather Sport Scarlet Red ■
703C / 778



Heather Maroon ▲
7643C / 216



Sand ★
7528C / 038



Corn silk ▲
393C / 475



Heather Orange ▲
1635C / 259



True Red ■
1935C / 338



Heather Red ■
193C / 234



Maroon Mist ▲
7428C / 2G9



Tan ★
2316C / 091



Daisy ▲
122C / 098



Orange ▲
2026C / 037



Red ■
199C / 040



Heather Cardinal ▲
194C / 169



Maroon ▲
7644C / 083



Old Gold ★
2313C / 222



NEW! Daisy Mist ▲
2004C / 7G6



Sunset ▲
7578C / 285



Cherry Red ■
187C / 194



Antique Cherry Red ▲
7427C / 246



Russet ■
497C / 274



Mustard ▲
7407C / 6GG



Gold ▲
1235C / 024



Antique Orange ■
7599C / 252



Sport Scarlet Red ■
200C / 774



Garnet ▲
188C / 219



NEW! Cocoa Mist ▲
4705C / 0DG



Tennessee Orange ▲
151C / 221



S. Orange ▲
0 021C / 193



T. Orange ★
7592C / 025



Cardinal Red ▲
1955C / 011



Sport Dark Maroon ▲
504C / 776



NEW! Cocoa ▲
7595C / 1DG



SCAN SWATCH FOR AVAILABLE STYLES

*Discharge Printing Recommendation:

★ Ideal

▲ Recommended

■ Not Recommended



Light Pink ▲
684C / 020



NEW! Pink Lemonade Mist ▲
7423C / 3DG



Orchid ★
2635C / 191



Violet ■
7452C / 087



Carolina Blue ▲
659C / 109



Baby Blue ★
292C / 326



Charity Pink ▲
189C / 300



NEW! Pink Lemonade ▲
212C / D9G



Heather Purple ■
668C / 232



Flo Blue ■
2130C / 23G



Carolina Blue Mist ▲
7543C / D3G



Iris ■
660C / 056



Safety Pink ■
1915C / 263



Plumrose ▲
7431C / 3G7



Amethyst ▲
7678C / 3G8



Heather Blue ★
7455C / 321



Heather Royal ■
2727C / 218



Royal Mist ■
7683C / 3G2



Azalea ▲
2045C / 071



Paragon ★
7653C / 41G



Lilac ■
7679C / 284



Metro Blue ■
2111C / 078



Heather Sport Royal ■
7684C / 754



Royal ■
7686C / 051



Heather Heliconia ▲
7424C / 448



Heather Radiant Orchid ▲
7655C / 745



Purple ■
2112C / 081



Sport Royal ■
288C / 765



Heather Sport Dark Navy ▲
5275C / 757



Neon Blue ■
2145C / 309



Heliconia ▲
213C / 010



Heather Berry ▲
682C / 775



Cobalt ■
2746C / 445



Navy Mist ★
534C / 3G3



Heather Navy ★
432 / 170



Antique Royal ■
287C / 253



Antique Heliconia ▲
227C / 247



Berry ▲
683C / 268



Blackberry ■
276C / 278



Navy ★
533C / 032



Sport Dark Navy ▲
289C / 777



Midnight ▲
7708C / 286



SCAN SWATCH FOR AVAILABLE STYLES



Light Blue ★
543C / 069



Chambray ★
544C / 22G



Teal Ice ▲
317C / 258



Mint Green ■
345C / 455



Safety Green ■
382C / 188




Pistachio ▲
577C / 168



NEW! Light Blue Mist ★
644C / 7G3



Sky ▲
297C / 187



Chalky Mint ■
7472C / 26G



Island Reef ■
337C / 25G



Neon Green ■
2285C / 305




Kiwi ▲
2276C / 186



Stone Blue ▲
2164C / 009



Caribbean Blue ■
312C / 308



Lagoon Blue ■
637C / 21G



Kelly Mist ■
2243C / D2G



Lime ▲
7488C / 012



Electric Green ■
361C / 279



Heather Indigo ★
2139C / 173



Caribbean Mist ■
2396C / 8GG



Seafoam ■
7475C / 24G



Kelly Green ■
335C / 017



Heather Irish Green ■
2249C / 215



Military Green ▲
5615C / 106



Indigo Blue ■
5405C / 080



Heather Sapphire ■
7690C / 217



Tropical Blue ■
7712C / 280



Jade Dome ■
7717C / 029



Irish Green ■
2252C / 167



Heather Military Green ▲
416C / 231



Steel Blue ▲
2216C / 3G4



Sapphire ■
641C / 026



Heather Galapagos Blue ■
632C / 480



Antique Jade Dome ■
7715C / 249



Antique Irish Green ■
348C / 248




Heather Sport Dark Green ■
5545C / 755



Blue Dusk ★
7546C / 076



Antique Sapphire ■
7706C / 254



Galapagos Blue ■
7470C / 264



Heather Dark Green ■
5477C / 518



Turf Green ■
7732C / 269



Forest Green ★
5535C / 033



Sage ▲
2406C / 5GG



Ice Grey ▲
WG1C / 023



Ash Grey ■
CG 3C / 093



White ■
000C / 030



Cactus ★
5625C / 3G5



Slate ★
407C / 2G8



Sport Grey ■
CG 7C / 095



Gravel ★
CG 8C / 267



Dark Heather ★
7545C / 108



Dune Mist ▲
2326C / 7GG



Heather Grey ■
422C / 346



Cement ▲
CG 6C / 2G6



Tweed ▲
7540C / 276



Prairie Dust/Coyote Brown ★
7497C / 067



Graphite Heather ▲
CG 9C / 516



Storm Grey ▲
423C / 323



Pitch Black Mist ★
425C / 4G2



Brown Savana ▲
7531C / 266



Gunmetal ★
424C / 3G6



Charcoal ★
CG 10C / 042



Smoke ★
B7C / 342



Olive ★
448C / 039



NEW! Heather Dark Grey ■
CG11C / 334



Pitch Black ★
B6C / 3G9



Dark Chocolate ★
412C / 105



Black ★
426C / 036

LEGEND



Royal ■ ● ——— Color name & Discharge Rating Scale
7686C / 051
● ——— Gildan® Color Code
● ——— Pantone® Code

Discharge Printing Recommendation:

- ★ Ideal
- ▲ Recommended
- Not Recommended

Special Note

For more vibrant colors, use it on 100% cotton and for faded color effects you can use it on fabric blends.

Note

The coated Pantone® color code represents the closest available match for printing reference. Please refer to the actual fabric swatch for true color matching.

Fiber content may vary by color, see color list for more details.

WHAT'S NEW

smart new colors, smart new styles



67000B



67200L



18600B



SF500B



SF600



67400

6 New Styles & 9 New Colors

We're introducing six new styles and nine vibrant colors to keep your customers looking their best. With Gildan®, you're not just buying clothes, you're investing in style, comfort, and versatility.

Daisy Mist

Tangerine Mist

Cocoa

Cocoa Mist

Off White

Light Blue Mist

Heather Dark Grey

Pink Lemonade

Pink Lemonade Mist

GILDAN[®]
Just Smart

GILDAN[®]
SOFTSTYLE[®]

GILDAN[®]
HAMMER

GILDAN[®]
Heavy Cotton[™]

GILDAN[®]
Ultra Cotton[®]

GILDAN[®]
DryBlend[®]

GILDAN[®]
PERFORMANCE[®]

GILDAN[®]
Heavy Blend[™]

Discover all our products at
gildan.com



TABLE OF CONTENTS

3 Brand Story

4 Gildan Softstyle®

7 Gildan Softstyle®
& Gildan Hammer®

8 Gildan®
Heavy Cotton™

9 Gildan Ultra
Cotton®

10 Gildan
DryBlend®

11 Gildan Performance®
& Gildan Heavy Blend™

12 Gildan Heavy
Blend™

13 Fit Guide

14 Color Chart

17 Fabric Guide

18 Sizing Chart

THE SMART CHOICE FOR YOUR BUSINESS

At Gildan®, your business is our business.

We strive to help decorators build profitable printwear operations.

It's why we make high-quality, affordable garments in a wide range of styles, sizes, colors and fits. No matter what you need, we have a smart choice for you and your customers.

And when you make the smart choice, you help us grow our business too, which helps us offer even more selection and even better value.

Seems like a pretty smart arrangement, if you ask us.

Just this year, we introduced six new styles (five Softstyle™, one Gildan Heavy Blend™) and added nine exciting new colors to our palette, including Cocoa, Daisy Mist, Heather Dark Grey and Light Blue Mist.

That's 15 more smart options to help decorators and designers find incredible value and pass that value on to their customers.

Because doing right by your customers is the smart thing to do.

Gildan®. The Smart Choice.

67400
CVC Adult Long Sleeve T-Shirt

NEW



Model is 5'10" - M - Cactus

S - 3XL
6 COLORS
MODERN CLASSIC FIT
60% RING SPUN COTTON,
40% POLYESTER
4.6 oz/yd²

67200L
CVC Women's Racerback Tank Top

NEW



Model is 5'11" - M - Red Mist

S - 2XL
8 COLORS
SEMI-FITTED
60% RING SPUN COTTON,
40% POLYESTER
4.6 oz/yd²

67000B
CVC Youth T-Shirt

NEW



Model is 4'4" - S - Heather Navy

YXS - YXL
12 COLORS
MODERN CLASSIC FIT
60% RING SPUN COTTON,
40% POLYESTER
4.6 oz/yd²

SF600
Midweight Fleece Adult Full Zip Hooded Sweatshirt

NEW



Model is 6'2" - M - Sand

S - 4XL
6 COLORS
CLASSIC FIT
80% RING SPUN COTTON,
20% POLYESTER
8.4 oz/yd²

SF500B
Midweight Fleece Youth Hoodie

NEW



Model is 4'6" - S - Pink Lemonade

YXS - YXL
15 COLORS
CLASSIC FIT
80% RING SPUN COTTON,
20% POLYESTER
8.4 oz/yd²



Full collection shown at
gildan.com

Fiber content varies by color, see color list for exceptions on pages 2 - 5. Not all sizes available in all colors. For color offering, see pages 2 - 5



ENHANCED
PRINTABILITY



SMOOTHER
SURFACE



SOFTNESS

980 Adult T-Shirt



Model is 6'3" - M - Navy

XS - 3XL 17 COLORS
MODERN CLASSIC FIT
100% RING SPUN COTTON 4.5 oz/yd²
***EZ Print Finish™ on solid colors only**

67000 CVC Adult T-Shirt



Model is 5'10" - M - Cocoa Mist

XS - 4XL 26 COLORS
MODERN CLASSIC FIT
60% RING SPUN COTTON 4.6 oz/yd²
40% POLYESTER

67000L CVC Women's T-Shirt



Model is 5'9" - S - Red Mist

S - 2XL 10 COLORS
SEMI-FITTED
60% RING SPUN COTTON 4.6 oz/yd²
40% POLYESTER

65000 Midweight Adult T-Shirt



Model is 6'0" - M - Royal

S - 5XL 22 COLORS
MODERN CLASSIC FIT
100% RING SPUN COTTON 5.4 oz/yd²

65000L Midweight Women's T-Shirt



Model is 5'7" - S - Sport Grey

S - 3XL 10 COLORS
SEMI-FITTED
100% RING SPUN COTTON 5.4 oz/yd²

65000B Midweight Youth T-Shirt



Model is 4'1" - S - Sage

YXS - YXL 11 COLORS
MODERN CLASSIC FIT
100% RING SPUN COTTON 5.4 oz/yd²



Full collection shown at
gildan.com

Fiber content varies by color, see color list for exceptions
on pages 2 - 5. Not all sizes available in all colors. For color
offering, see pages 2 - 5

64000
Adult T-Shirt



Model is 5'10" - M - Pistachio

XS - 5XL **64 COLORS**
MODERN CLASSIC FIT  
100% RING SPUN COTTON **4.5 oz/yd²**

64000L
Women's T-Shirt



Model is 5'11" - S - Paragon

S - 3XL **21 COLORS**
SEMI-FITTED  
100% RING SPUN COTTON **4.5 oz/yd²**

64000B
Youth T-Shirt



Model is 4'2" - M - Heather Royal

YXS - YXL **20 COLORS**
MODERN CLASSIC FIT  
100% RING SPUN COTTON **4.5 oz/yd²**

6750
Tri-Blend Adult T-Shirt



Model is 6'0" - M - Black

S - 3XL **7 COLORS**
MODERN CLASSIC FIT  
50% POLYESTER
25% COMBED RING SPUN COTTON
25% RAYON **4.2 oz/yd²**

64800
Adult Pique Polo



Model is 6'3" - M - Sapphire

S - 4XL **13 COLORS**
MODERN CLASSIC FIT  
100% RING SPUN COTTON **5.2 oz/yd²**

64800L
Women's Pique Polo



Model is 5'10" - M - Red

S - 2XL **9 COLORS**
SEMI-FITTED  
100% RING SPUN COTTON **5.2 oz/yd²**



Full collection shown at
gildan.com

18 T-SHIRTS
3 TANKS

2 POLOS
4 FLEECE

Fiber content varies by color, see color list for exceptions on pages 2 - 5. Not all sizes available in all colors. For color offering, see pages 2 - 5

987
Adult Long Sleeve Hooded T-Shirt



Model is 5'7" - S - Caribbean Blue

S - 3XL
6 COLORS
MODERN CLASSIC FIT
100% RING SPUN COTTON
4.5 oz/yd²



SF000
Midweight Fleece Adult Crewneck



Model is 5'11" - S - Cocoa

S - 4XL
16 COLORS
CLASSIC FIT
80% RING SPUN COTTON
20% POLYESTER
8.4 oz/yd²



SF500
Midweight Fleece Adult Hoodie



Model is 5'11" - M - Tangerine

S - 5XL
25 COLORS
CLASSIC FIT
80% RING SPUN COTTON
20% POLYESTER
8.4 oz/yd²



Experience the blend of comfort and high-end style with the Gildan Hammer® collection. Our H000 Tee, H400 Tee, and the 85800 Polo are the epitome of modern, street-wear styles. Made from ring-spun cotton, these garments feature a high-stitch density that ensures longevity and a sturdy fabric that stands up to the test of time.



H000
Adult T-Shirt



Model is 6'2" - M - Olive

S - 4XL
15 COLORS
MODERN CLASSIC FIT
100% RING SPUN US COTTON
6.0 oz/yd²



H400
Adult Long Sleeve T-Shirt



Model is 6'3" - M - Graphite Heather

S - 4XL
4 COLORS
MODERN CLASSIC FIT
100% RING SPUN COTTON
6.0 oz/yd²



85800
Adult Pique Polo



Model is 5'10" - M - Forest Green

S - 3XL
9 COLORS
MODERN CLASSIC FIT
100% RING SPUN COTTON
6.5 oz/yd²



Full collection shown at
gildan.com

2 T-SHIRTS
1 POLO

Fiber content varies by color, see color list for exceptions on pages 2 - 5. Not all sizes available in all colors. For color offering, see pages 2 - 5

5000
Adult T-Shirt



Model is 5'10" - M - Tangerine

S - 5XL 71 COLORS
CLASSIC FIT 👕👖
100% U.S. COTTON 5.3 oz/yd²

5000L
Women's T-Shirt



Model is 5'8" - S - Heather Sapphire

S - 3XL 27 COLORS
SEMI-FITTED 👕👖
100% U.S. COTTON 5.3 oz/yd²

5000B
Youth T-Shirt



Model is 4'6" - M - Natural

YXS - YXL 50 COLORS
CLASSIC FIT 👕👖
100% U.S. COTTON 5.3 oz/yd²

5300
Adult T-Shirt with Pocket



Model is 5'10" - M - Royal

S - 3XL 13 COLORS
CLASSIC FIT 👕👖
100% U.S. COTTON 5.3 oz/yd²

5V00L
Women's V-Neck T-Shirt



Model is 5'9" - S - Azalea

S - 3XL 14 COLORS
SEMI-FITTED 👕👖
100% U.S. COTTON 5.3 oz/yd²

5700
Adult 3/4 Raglan T-Shirt



Model is 6'3" - M - White, Black

S - 3XL 9 COLORS
CLASSIC FIT 👕👖
100% U.S. COTTON 5.3 oz/yd²



Full collection shown at
gildan.com

9 T-SHIRTS
1 TANK

Fiber content varies by color, see color list for exceptions on pages 2 - 5. Not all sizes available in all colors. For color offering, see pages 2 - 5

2000
Adult T-Shirt



Model is 6'2" - M - White

S - 5XL 60 COLORS
CLASSIC FIT
100% U.S. COTTON 6.0 oz/yd²

2000L
Women's T-Shirt



Model is 5'8" - M - Navy

XS - 3XL 12 COLORS
CLASSIC FIT
100% U.S. COTTON 6.0 oz/yd²

2000B
Youth T-Shirt



Model is 4'9" - M - Mint Green

YXS - YXL 31 COLORS
CLASSIC FIT
100% U.S. COTTON 6.0 oz/yd²

2200
Adult Tank



Model is 6'0" - M - Red

S - 3XL 6 COLORS
CLASSIC FIT
100% U.S. COTTON 6.0 oz/yd²

2400
Adult Long Sleeve T-Shirt



Model is 6'2" - M - Dark Chocolate

S - 5XL 28 COLORS
CLASSIC FIT
100% U.S. COTTON 6.0 oz/yd²

2410
Adult Long Sleeve T-Shirt with Pocket



Model is 6'0" - M - Sport Grey

S - 4XL 6 COLORS
CLASSIC FIT
100% U.S. COTTON 6.0 oz/yd²



Full collection shown at
gildan.com


9 T-SHIRTS
1 TANK

Fiber content varies by color, see color list for exceptions on pages 2 - 5. Not all sizes available in all colors. For color offering, see pages 2 - 5

8000
Adult T-Shirt



Model is 6'0" - M - Light Pink

S - 5XL **41 COLORS**
CLASSIC FIT  
50% U.S. COTTON **5.5 oz/yd²**
50% POLYESTER

8000B
Youth T-Shirt



Model is 4'2" - M - Purple

YXS - YXL **28 COLORS**
MODERN CLASSIC FIT  
50% U.S. COTTON **5.5 oz/yd²**
50% POLYESTER

8300
Adult T-Shirt with Pocket



Model is 6'3" - M - Royal

S - 3XL **11 COLORS**
CLASSIC FIT  
50% U.S. COTTON **5.5 oz/yd²**
50% POLYESTER

8800
Adult Polo





Model is 6'2" - M - Carolina Blue

S - 5XL **19 COLORS**
CLASSIC FIT  
50% COTTON **6.0 oz/yd²**
50% POLYESTER

8800B
Youth Polo



Model is 4'2" - S - White

YS-YXL **10 COLORS**
CLASSIC FIT  
50% U.S. COTTON **6.0 oz/yd²**
50% POLYESTER

12500
Adult Hooded Sweatshirt



Model is 5'10" - M - S - Orange

S - 3XL **12 COLORS**
CLASSIC FIT  
50% U.S. COTTON **9.0 oz/yd²**
50% POLYESTER



Full collection shown at
gildan.com

4 T-SHIRTS
2 FLEECE
2 POLOS

Fiber content varies by color, see color list for exceptions on pages 2 - 5. Not all sizes available in all colors. For color offering, see pages 2 - 5



ODOR-CONTROL



MOISTURE WICKING



SNAG RESISTANT



TEAR AWAY LABEL

42000
Adult T-Shirt



Model is 6'0" - M - Military Green

S - 3XL
21 COLORS
MODERN CLASSIC FIT
100% POLYESTER



5.0 oz/yd²

42000B
Youth T-Shirt



Model is 4'2" - S - Charcoal

YXS - YXL
8 COLORS
MODERN CLASSIC FIT
100% POLYESTER



5.0 oz/yd²

42400
Adult Long Sleeve T-Shirt



Model is 6'0" - M - Safety Green

S - 3XL
8 COLORS
MODERN CLASSIC FIT
100% POLYESTER



5.0 oz/yd²

Designed using air-combed MVS yarn that resists pilling, our selection delivers an irresistibly comfortable fleece feel, perfect for cooler days. Pair our sweatpants with crewneck, hooded, or full-zip hooded sweatshirts from our collection for a relaxed look that's both classic and versatile. Available in a range of colors and sizes from Youth to Adult, our fleece selection is your go-to for cozy, long-lasting wear.



TEAR AWAY LABEL

18600B
Youth Full Zip Hooded Sweatshirt



Model is 4'4" - M - Black

YXS-YXL
5 COLORS
CLASSIC FIT
50% U.S. COTTON
50% POLYESTER



8.0 oz/yd²

18500B
Youth Hooded Sweatshirt



Model is 4'2" - S - Irish Green

YXS-YXL
19 COLORS
CLASSIC FIT
50% U.S. COTTON
50% POLYESTER



8.0 oz/yd²

18000B
Youth Crewneck Sweatshirt



Model is 4'1" - S - Safety Pink

YXS-YXL
10 COLORS
CLASSIC FIT
50% U.S. COTTON
50% POLYESTER



8.0 oz/yd²



Full collection shown at
gildan.com

Fiber content varies by color, see color list for exceptions on pages 2 - 5. Not all sizes available in all colors. For color offering, see pages 2 - 5

18600
Adult Full Zip Hooded Sweatshirt



Model is 5'9" - S - Ash Grey

S - 5XL **18 COLORS**
CLASSIC FIT  
50% U.S. COTTON **8.0 oz/yd²**
50% POLYESTER


18500
Adult Hooded Sweatshirt



Model is 6'0" - M - Sand

XS - 5XL **43 COLORS**
CLASSIC FIT  
50% U.S. COTTON **8.0 oz/yd²**
50% POLYESTER

18000
Adult Crewneck Sweatshirt



Model is 6'2" - M - Orange

XS - 5XL **37 COLORS**
CLASSIC FIT  
50% U.S. COTTON **8.0 oz/yd²**
50% POLYESTER

18200
Adult Sweatpants



Model is 6'2" - M - Sand

S - 3XL **6 COLORS**
CLASSIC FIT
50% U.S. COTTON **8.0 oz/yd²**
50% POLYESTER

18200B
Youth Sweatpants



Model is 4'9" - M - Navy

YS-YXL **3 COLORS**
CLASSIC FIT
50% U.S. COTTON **8.0 oz/yd²**
50% POLYESTER

18400
Adult Open Bottom Sweatpants



Model is 6'3" - M - Sport Grey

S - 3XL **3 COLORS**
CLASSIC FIT
50% U.S. COTTON **8.0 oz/yd²**
50% POLYESTER



Full collection shown at
gildan.com

10 FLEECE

Fiber content varies by color, see color list for exceptions on pages 2 - 5. Not all sizes available in all colors. For color offering, see pages 2 - 5

FIT GUIDE

Adult fit



MODERN-CLASSIC FIT

Women's fit



SEMI-FITTED

Youth fit



MODERN-CLASSIC FIT



CLASSIC FIT




CLASSIC FIT



CLASSIC FIT






* A-Line - Rounded neckline, tapered short sleeves, relaxed A-Line shape through the body and longer length with wider hems.



FABRIC GUIDE






GILDAN SOFTSTYLE® TRI-BLEND T-SHIRTS

50% POLYESTER/25% COMBED RING SPUN COTTON/25% RAYON
4.2 oz per sq yd

DECORATING TECHNIQUES	
DTG	
EMBROIDERY	
HEAT TRANSFER	
SCREEN PRINT	
SUBLIMATION	






GILDAN SOFTSTYLE®

100% RING SPUN COTTON
4.5/5.3 oz per sq yd

DECORATING TECHNIQUES	
DTG	
EMBROIDERY	
HEAT TRANSFER	
SCREEN PRINT	
SUBLIMATION	






GILDAN SOFTSTYLE® CVC

60% RING SPUN COTTON/
40% POLYESTER
4.6 oz per sq yd

DECORATING TECHNIQUES	
DTG	
EMBROIDERY	
HEAT TRANSFER	
SCREEN PRINT	
SUBLIMATION	






GILDAN SOFTSTYLE® POLOS

100% RING SPUN COTTON
5.2 oz per sq yd

DECORATING TECHNIQUES	
DTG	
EMBROIDERY	
HEAT TRANSFER	
SCREEN PRINT	
SUBLIMATION	






GILDAN SOFTSTYLE® FLEECE

80% RING SPUN COTTON/
20% POLYESTER
8.4 oz per sq yd

DECORATING TECHNIQUES	
DTG	
EMBROIDERY	
HEAT TRANSFER	
SCREEN PRINT	
SUBLIMATION	






GILDAN HAMMER® T-SHIRTS

100% RING SPUN COTTON
6.0 oz per sq yd

DECORATING TECHNIQUES	
DTG	
EMBROIDERY	
HEAT TRANSFER	
SCREEN PRINT	
SUBLIMATION	

GILDAN HAMMER® POLOS

100% COMBED RING SPUN COTTON
6.5 oz per sq yd






DECORATING TECHNIQUES	
DTG	
EMBROIDERY	
HEAT TRANSFER	
SCREEN PRINT	
SUBLIMATION	

Decorating Technique Exceptions Key

 IDEAL  RECOMMENDED  NOT RECOMMENDED






GILDAN® HEAVY COTTON™

100% COTTON
5.3 oz per sq yd

DECORATING TECHNIQUES	
DTG	
EMBROIDERY	
HEAT TRANSFER	
SCREEN PRINT	
SUBLIMATION	

GILDAN® ULTRA COTTON®






100% COTTON
6.0 oz per sq yd

DECORATING TECHNIQUES	
DTG	
EMBROIDERY	
HEAT TRANSFER	
SCREEN PRINT	
SUBLIMATION	

100% COTTON
6.3 oz per sq yd






GILDAN® DRYBLEND® T-SHIRTS

50% COTTON/50% POLYESTER
5.5 oz per sq yd

DECORATING TECHNIQUES	
DTG	
EMBROIDERY	
HEAT TRANSFER	
SCREEN PRINT	
SUBLIMATION	






GILDAN® DRYBLEND® POLOS

50% COTTON/50% POLYESTER
6.0 oz per sq yd

DECORATING TECHNIQUES	
DTG	
EMBROIDERY	
HEAT TRANSFER	
SCREEN PRINT	
SUBLIMATION	






GILDAN® DRYBLEND® FLEECE

50% COTTON/50% POLYESTER
9.0 oz per sq yd

DECORATING TECHNIQUES	
DTG	
EMBROIDERY	
HEAT TRANSFER	
SCREEN PRINT	
SUBLIMATION	






GILDAN PERFORMANCE®

100% POLYESTER
5.0 oz per sq yd

DECORATING TECHNIQUES	
DTG	
EMBROIDERY	
HEAT TRANSFER	
SCREEN PRINT	
SUBLIMATION	

GILDAN® HEAVY BLEND™

50% COTTON/50% POLYESTER
8.0 oz per sq yd

DECORATING TECHNIQUES	
DTG	
EMBROIDERY	
HEAT TRANSFER	
SCREEN PRINT	
SUBLIMATION	

Special Tips

DTG: The amount of pre-treat used on fabric blends might differ of the amount used on 100% cotton.

SUBLIMATION: Best results on 100% polyester, use it preferably on white or light colors. Use 50% polyester blends or higher for vintage and faded prints. Always check temperature settings to avoid melting of polyester.

Sizing Chart

STYLE #	XS/LXS	S/LS	M/LM	L/LL/LT	XL/LXL/XLT	2XL/ L2XL/2XLT	3XL/ L3XL/3XLT	4XL	5XL
T-SHIRTS									
6750		18" x 28"	20" x 29"	22" x 30"	24" x 31"	26" x 32"	28" x 33"		
6750L	15" x 25"	16" x 25.5"	18" x 26.5"	20" x 27.5"	22" x 28.5"	24" x 29.5"			
880		17.25" x 25.5"	19.25" x 26"	21.25" x 27"	23.25" x 28"	25.25" x 28.5"	27.25" x 29"		
980	16" x 27"	18" x 28"	20" x 29"	22" x 30"	24" x 31"	26" x 32"	28" x 33"		
987		18" x 28"	20" x 29"	22" x 30"	24" x 31"	26" x 32"	28" x 33"		
H000/H400		18" x 28"	20" x 29"	22" x 30"	24" x 31"	26" x 32"	28" x 33"	30" x 34"	
2000		18" x 28"	20" x 29"	22" x 30"	24" x 31"	26" x 32"	28" x 33"	30" x 34"	32" x 35"
2000L	16" x 23.5"	18" x 25"	20" x 26"	22" x 27"	24" x 28"	26" x 29"	28" x 30"		
2000T				22" x 32.5"	24" x 33.5"	26" x 34.5"	28" x 35.5"		
2200/5300		18" x 28"	20" x 29"	22" x 30"	24" x 31"	26" x 32"	28" x 33"		
2300		18" x 28"	20" x 29"	22" x 30"	24" x 31"	26" x 32"	28" x 33"	30" x 34"	32" x 35"
2400/5000		18" x 28"	20" x 29"	22" x 30"	24" x 31"	26" x 32"	28" x 33"	30" x 34"	32" x 35"
2410		18" x 28"	20" x 29"	22" x 30"	24" x 31"	26" x 32"	28" x 33"	30" x 34"	
42000/42400		18" x 28"	20" x 29"	22" x 30"	24" x 31"	26" x 32"	28" x 33"		
5400		18" x 28"	20" x 29"	22" x 30"	24" x 31"	26" x 32"	28" x 33"		
5000L/5V00L		17.25" x 25.5"	19.25" x 26"	21.25" x 27"	23.25" x 28"	25.25" x 28.5"	27.25" x 29"		
5200/5700		18" x 28"	20" x 29"	22" x 30"	24" x 31"	26" x 32"	28" x 33"		
64V00	16" x 27"	18" x 28"	20" x 29"	22" x 30"	24" x 31"	26" x 32"	28" x 33"		
64400		18" x 28"	20" x 29"	22" x 30"	24" x 31"	26" x 32"	28" x 33"		
64000	16" x 27"	18" x 28"	20" x 29"	22" x 30"	24" x 31"	26" x 32"	28" x 33"	30" x 34"	32" x 35"
64200		18" x 28"	20" x 29"	22" x 30"	24" x 31"	26" x 32"			
64200L		17" x 25"	18" x 26"	19.5" x 27"	20.5" x 27.75"	23" x 28.25"			
64V00L/64000L		17" x 25"	18" x 26"	19.5" x 27"	20.5" x 27.75"	23" x 28"	24.5" x 28.5"		
65000		18" x 28"	20" x 29"	22" x 30"	24" x 31"	26" x 32"	28" x 33"	30" x 34"	32" x 35"
65000L		17" x 25.5"	19" x 26"	21" x 27"	23" x 28"	25" x 28.5"	27" x 29"		
67000	16" x 27"	18" x 28"	20" x 29"	22" x 30"	24" x 31"	26" x 32"	28" x 33"	30" x 34"	
67000L		16.5" x 26.75"	18.5" x 27.25"	20.5" x 27.75"	22.5" x 28.25"	24.5" x 28.75"			
67200L NEW!		17" x 26"	18" x 26.5"	19.5" x 27.5"	20.5" x 28.25"	22.5" x 28.75"			
67400 NEW!		18" x 28"	20" x 29"	22" x 30"	24" x 31"	26" x 32"	28" x 33"		
8000		18" x 28"	20" x 29"	22" x 30"	24" x 31"	26" x 32"	28" x 33"	30" x 34"	32" x 35"
8300/8400		18" x 28"	20" x 29"	22" x 30"	24" x 31"	26" x 32"	28" x 33"		

STYLE #	2T	3T	4T	5T	6T	YXS	YS	YM	YL	YXL
YOUTH T-SHIRTS										
64000B						14" x 18"	16" x 20.5"	17" x 22"	18" x 23.5"	19" x 25"
65000B						14" x 18"	16" x 20.5"	17" x 22"	18" x 23.5"	19" x 25"
67000B NEW!						14" x 18"	16" x 20.5"	17" x 22"	18" x 23.5"	19" x 25"
2000B/5000B						16" x 20.5"	17" x 22"	18" x 23.5"	19" x 25"	20" x 26.5"
42000B						14" x 18"	16" x 20.5"	17" x 22"	18" x 23.5"	19" x 25"
5100P	11" x 15"	12" x 16"	13" x 17"	14" x 18"	15" x 19"					
5400B						16" x 20.5"	17" x 22"	18" x 23.5"	19" x 25"	20" x 26.5"
8000B						14" x 18"	16" x 20.5"	17" x 22"	18" x 23.5"	19" x 25"

STYLE #	XS/LXS/YXS	S/LS/YS	M/LM/YM	L/LL/YL	XL/LXL/YXL	2XL/L2XL	3XL/L3XL	4XL	5XL
POLOS									
85800		20.25" x 28"	21.5" x 29.5"	22.5" x 30.5"	23.75" x 31.5"	25" x 32.5"	26.5" x 33.5"		
64800		20.25" x 28"	21.5" x 29.5"	22.5" x 30.5"	23.75" x 31.5"	25" x 32.5"	26.5" x 33.5"	28" x 34.5"	
64800L		16.75" x 25"	18" x 26"	20" x 27.5"	21.5" x 28.5"	23" x 29.5"			
8800		19" x 28"	21" x 29.5"	23" x 30.5"	25" x 31.5"	27" x 32.5"	29" x 33"	31" x 34"	33" x 35"
8800B		16" x 19.5"	17" x 21.5"	18" x 23.5"	19" x 25.5"				
FLEECE									
SF000		20" x 28"	22" x 29"	24" x 30"	26" x 31"	28" x 32"	30" x 33"	32" x 34"	
SF500		20" x 28"	22" x 29"	24" x 30"	26" x 31"	28" x 32"	30" x 33"	32" x 34"	34" x 35"
SF600 NEW!		19.25" x 28"	21.25" x 29"	23.25" x 30"	25.25" x 31"	27.25" x 32"	29.25" x 33"	31.25" x 34"	
SF500B NEW!	16" x 20.25"	17" x 21.75"	18" x 23"	19" x 24.5"	20" x 26"				
12000/12500		20" x 27"	22" x 28"	24" x 29"	26" x 30"	28" x 31"	30" x 32"		
18600		19.25" x 27"	21.25" x 28"	23.25" x 29"	25.25" x 30"	27.25" x 31"	29.25" x 32"	31.25" x 33"	32.25" x 34"
18000/18500	18" x 26"	20" x 27"	22" x 28"	24" x 29"	26" x 30"	28" x 31"	30" x 32"	32" x 33"	34" x 34"
18000B/18500B	16" x 19.75"	17" x 21.25"	18" x 22.5"	19" x 24"	20" x 25.5"				
18600B NEW!	15.25" x 20.25"	16.25" x 21.75"	17.25" x 23"	18.25" x 24.5"	19.25" x 26"				
18200+		14" x 29"	15" x 29.5"	16" x 30"	17" x 30.5"	19" x 30.5"	21" x 30.75"		
18400+		13" x 32"	14" x 32.5"	15" x 33"	16" x 33.5"	18" x 34"	20" x 34.5"		
18200B+		10.5" x 19"	11" x 22"	12" x 25"	13" x 28"				

+ Measurements are waist by inseam.

STYLE #	SIZE						
ACCESSORY							
18900	50" x 60"						

Gildan®, Gildan Hammer®, Gildan® DryBlend®, Gildan Performance®, Gildan Softstyle® and Gildan® Ultra Cotton® are registered trademarks owned by Gildan Activewear SRL. Gildan® Heavy Blend™, Gildan® Heavy Cotton™ and EZ Print Finish™ are trademarks owned by Gildan Activewear SRL.

Cotton USA™ is a trademark owned by Cotton Council International.

OEKO-TEX® is a trademark owned by ÖTI - Institut Für Ökologie, Technik und Innovation GmbH.

© 2024 - 2025 Gildan Activewear SRL | Visit gildan.com



GILDAN.COM